

- **1H 2016 average price per square foot is up 12% year-to-date.** Average \$/SF closed is \$523 vs. \$465 in 2015.

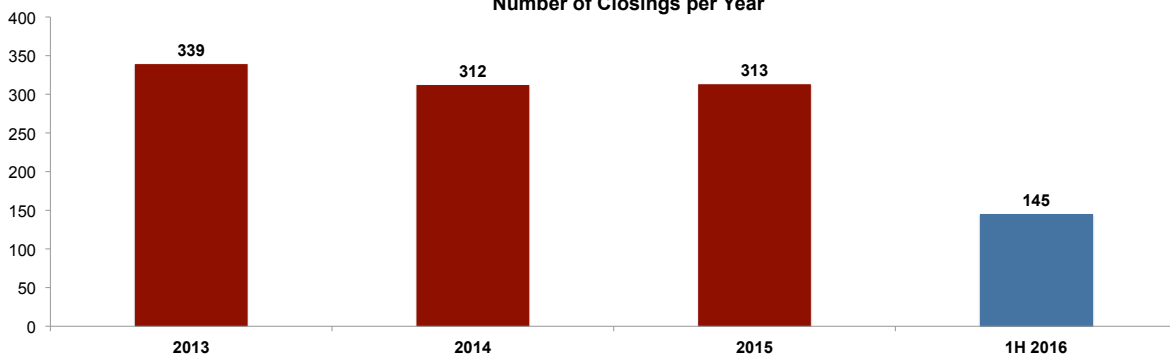
- **The seller's market continued throughout the quarter** as inventory remained low and prices increased.

- **Average market time was 27 days before pending** vs 43 days in 2015.

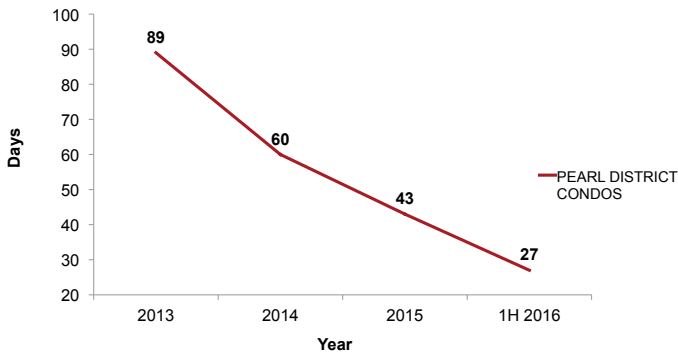
* This report is based on the sales data of the comparable condos in the Pearl District, Portland, OR (97209). Excludes conversions.



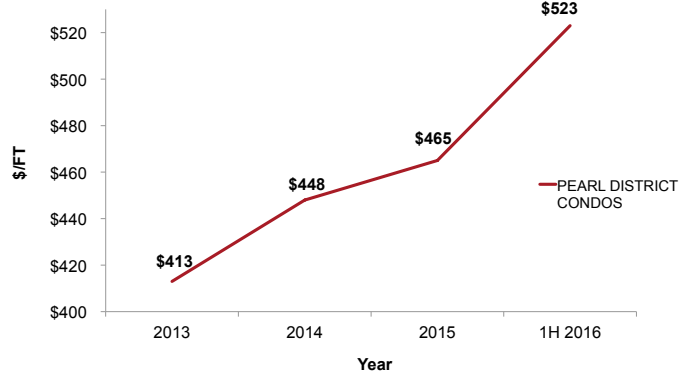
Number of Closings per Year



Average Market Time



Price per Square Foot



SEAN Z BECKER
REAL ESTATE

kirby@seanzbecker.com | 503-444-7400 | www.seanzbecker.com | 3623 SW River Parkway | Portland OR 97239

Information provided by SEAN Z BECKER REAL ESTATE. This document contains data that is confidential, proprietary, or "non-public personal information".



Information deemed reliable but is not guaranteed. If your home is currently on the market, this mailing is not meant to be a solicitation of your business or listing.